



GREEK REVIVAL

& OTHER FLOOR TO CEILING OPTIONS INSPIRED BY GREEK PROFILES

IDEA BOOKS *by*  WINDSORONE










Spring 2023 | WindsorONE is manufactured in the U.S.A. & available at your local pro lumberyard

BUILD ★ AMERICA 

GREEK REVIVAL










Ref. no. WOGRK001

	BASE	WOBM002
	CASING	WOCs007
	COVE	WOCV001
	BACK BAND	WOBB002
	STOOL	WOWS001
	CROWN	WOCM004
	BOARD	1x2 S4SSE

1820-1840: Based on the ellipse rather than the circle, this style was founded on the principles of classic Greek architecture. This style flourished as American builders, fueled by patriotism, moved away from more traditional English styles. The style to the right is historically accurate. It can be improvised upon by scaling up the beaded casing (see Greek #8 & #9) and adding buildups to the crown & base. Full elevation drawings available at WindsorONE.com

GREEK #8 SCALED REVIVAL











Ref. no. WOGRK008

	BASE	1x6 S4SSE
	CASING	WOCs008
	COVE	WOCV001
	BACK BAND	WOBB002
	STOOL	WOWS001
	CROWN	WOCM004
	STOP	WOST004
	BOARD	1x2 S4SSE
	PLINTH*	5/4x8 S4SSE


(See Greek Revival description)

GREEK #9 SCALED REVIVAL

Ref. no. WOGRK009







	BASE	1x8 S4SSE
	CASING	WOCs009
	COVE	WOCV001
	BACK BAND	WOBB002
	STOOL	WOWS001
	CROWN	WOCM004
	STOP	WOST004
	PICTURE MOLD	WOPM004
	BOARD	1x2 S4SSE
	PLINTH*	5/4x10 S4SSE

(See Greek Revival description)



BULLNOSE WITH GREEK


Ref. no. WOGRK003

	BASE	1x6 S4SSE
	CASING	WOCS008
	BACK BAND	WOWC003
	BASE CAP	WOBB002
	CROWN	WOMC004
	BOARD	1x2 S4SSE

For a scaled down alternative substitute
WOCS007 for WOCS008 (image 4)

	CASING	WOCS007
---	--------	---------

TRY IT WITH V-GROOVE BOARDS

	23/32x5-1/2 WOTG
---	------------------















Clean bold trim with fine details; the WOWC003 cap around window & door casings softens the look. Try it with v-groove boards as wainscoting, wall skinning or ceiling lid.



GRAND FRIEZE & CAP

Ref. no. WOGRK005

Note: HIGH SKILL level installation

	CROWN	WOCM004
	STOP MOLDING	WOST004
	PICTURE MOLD	WOPM004
	HEADER CAP	WOHC001
	STOP MOLDING	WOST001
	CASING	WOBM002
	BAND MOLDING	WOBB002
	WINDOW STOOL	WOWS001
	COVE	WOCV001
	FRIEZE**	1x8 S4SSE
	APRON	1x5 S4SSE
	BASE	1x8 S4SSE
	BASE SHOE	WOBS001
	PLINTH*	1x6 S4SSE

Larger scale moldings for grand spaces. Try it with a coffered ceiling see the next page 6 for an example or search online at WindsorONE.com/ideas.














CROSSETTED


W / GREEK PROFILES

Ref. no. WOGRK004

Note: HIGH SKILL level installation

	CROWN	WOCM004
	STOP	WOST004
	PICTURE MOLD	WOPM004
	CASING	WOCs009
	BOARD	1x2 S4SSE
	BACK BAND	WOBB002
	STOOL	WOWS001
	APRON	WOCs008
	COVE	WOCV001
	BASE	1x8 S4SSE
	PLINTH*	5/4x10 S4SSE & 1x3 S4SSE

TRY IT WITH BEADBOARD

	3/4x5-3/8	WOBC6
---	-----------	-------

On the door image, the crossetted section is shown at 14" tall with an 80" door. Make it your own and play with the proportion of the crossetting, add or remove plinth blocks, etc.














SPLAYED

TEMPLE STYLE

Ref. no. WOGRK007

Note: HIGH SKILL level installation

	CROWN	WOCM004
	STOP MOLDING	WOST004
	PICTURE MOLD	WOPM004
	BOARD	1x2 S4SSE
	BAND MOLDING	WOBB002
	CASING**	1x8 S4SSE
	COVE	WOCV001
	WINDOW STOOL	WOWS001
	APRON	1x5 S4SSE
	BASE	5/4x8 S4SSE
	PLINTH	5/4x8 S4SSE

Layers of history are to be found with this splayed casing style. Based off trim in the Historic Wyckoff-Burlew Greek Revival home in upstate New York. From there, the inspiration goes back even further as drawings of the side doors on the Parthenon featured a similar splayed look.





1.



2.



A WHOLE HOUSE SOLUTION

While door and window casings are often used as a starting point to figure out a home's moldings. A complete trim package includes not only crowns, cornices and bases but mantels and ceiling & wall treatments as well. WindsorONE has you covered from the interior to the exterior of your home, with all your trim needs. You can always find more inspiration at the idea gallery, WindsorONE.com/ideas.



MOLDINGS ARE TRADITIONAL.

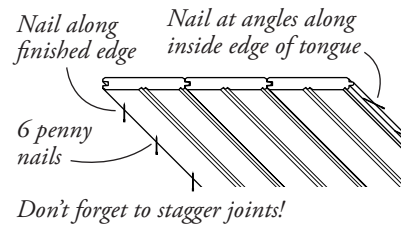
TRIM BOARDS,
TONGUE & GROOVE
SHIPLAP ARE
AVAILABLE IN
PROTECTED
with a

**30
YEAR**

WARRANTY*

Durable for the exterior and safe to use on the interior with Gold Indoor Air Quality Rating.

INSTALLATION SIMPLIFIED*:



8% Be sure to acclimate
14% material to the
environment.¹ Exterior in-use
moisture content is approx 14%.
Interior in-use moisture content is
approx 8%.

1% To learn more about
moisture content & wood
movement, visit the link:
WindsorONE.com/moisturecontrol.
Also check with your regional area for
recommended approx moisture content.



*Beadboard
SPBC4*



*V-Groove
WOTG*



*V-Groove
230*



*Beadboard
WOBC6*



*Shiplap
WORS6 (smooth side out, 3/16" gap)*



*Shiplap
WORS8 (smooth side out, no gap)*





WINDSORONE
TRADITIONAL BOARDS



BUILD AMERICA

Manufactured in the U.S.A.,
craftsmanship from
Willits, CA & Surry, VA.

CASINGS

	WOC001	3/4" x 5 1/2"
	WOC003	3/4" x 4 1/4"
	WOC005	1 3/16" x 4 3/8"
	WOC007	3/4" x 3 1/2"

CROWNS

	WOCM001	3/4" x 3 19/32"
	WOCM004	1 1/16" x 4"
	WOCM005	3/4" x 4 9/16"
	WOCM006	3/4" x 4 9/16"



**WINDSORONE
PROTECTED**
30-YR WARRANTY*

SHIPLAP REVERSIBLE

	WORS6	3/4" x 5 1/2"
	WORS8	3/4" x 7 1/4"



HEALTH STARTS AT HOME

Gold Indoor Air Quality
Rating with a 30 yr warranty*
against rot, insects and mold.

APRONS

	WOC004	3/4" x 3 9/16"
	WOC006	3/4" x 3 9/16"
	WOC007	3/4" x 3 1/2"

CAPS

	WOHC001	1 5/16" x 2 1/4"
	WOWC002	1 1/8" x 3"
	WOWC003	1 3/4" x 1 3/8"
	WOWC006	1 5/8" x 2 5/8"

TONGUE & GROOVE

	SPBC4	9/16" x 3 5/16"
	SPBC6	2 3/32" x 5 1/2"
	WOB6	3/4" x 5 3/8"
	SPBC8	2 3/32" x 7 1/4"
	WOTG	2 3/32" x 5 1/2"
	230	1 1/16" x 7 1/2"
	plantation	3/4" x 5 1/2"



CRAFTSMANSHIP PAYS

Show off the detail work
on your projects and
generate more referrals.

BASES

	WOBM001	1 3/16" x 7 1/4"
	WOBM002	3/4" x 5 1/2"
	WOBM003	3/4" x 7 1/4"
	WOBM004	3/4" x 7 1/4"
	WOPB001	1 3/8" x 8"

STOOLS

	WOWS001	1 1/16" x 4 1/2"
	WOWS002	1 1/16" x 4 1/4"

TONGUE & GROOVE

	SPBC4	9/16" x 3 5/16"
	SPBC6	2 3/32" x 5 1/2"
	WOB6	3/4" x 5 3/8"
	SPBC8	2 3/32" x 7 1/4"
	WOTG	2 3/32" x 5 1/2"

ONLY PROTECTED BOARDS
HAVE A 30-YR WARRANTY*

DETAIL

	WOSP001	7/8" x 1 1/4"
	WOPM004	3/4" x 1 3/4"
	WOST001	7/16" x 1 1/16"
	WOST004	1/2" x 1 7/8"
	WOCV001	3/4" x 7/8"
	WOBS001	1/2" x 3/4"
	WOBB001	7/8" x 1 3/4"
	WOBB002	3/4" x 3/4"

BEADED CASING

	WOC007	3/4" x 3 1/2"
	WOC008	3/4" x 4 1/4"
	WOC009	3/4" x 5 1/4"
	WOC010	3/4" x 3 1/2"

SPECIALTY

	WOCH001	1 5/8" x 2 1/4"
	WOCM002	3/4" x 4 5/16"
	WOCM003	1 5/8" x 4"

NICKEL GAP WITH 3/16" GAP

	WOSN6	3/4" x 5 1/2"
	WOSN8	3/4" x 7 1/4"

Specialty Boards come in:

☐ **TRADITIONAL OR**
☒ **PROTECTED**