

Tongue & groove boards come in 16' lengths
 Beaded casing boards come in 17' lengths



SPECIALTY BOARDS

◆ PROTECTED or ◆ TRADITIONAL









(for interior & exterior use only)
 available with a 30yr warranty

Are you looking for a way to make your project unique? WindsorONE Specialty Boards are perfect for when you really want people to stop and take notice. Whether you want a beaded porch ceiling or want to add some detail to your window casing, WindsorONE Specialty Boards always highlight your work.











AVAILABLE PROFILES:

PROTECTED SPECIALTY BOARDS


30yr WARRANTY* on
 +PROTECTED boards


-  SPBC4 5/8" x 3 5/16"
-  SPBC6 2 3/32" x 5 1/2"
-  SPBC8 2 3/32" x 7 1/4"
-  WORS 3/4" x 5 1/2"
-  WOBC6 3/4" x 5 3/8"
-  WOTG 2 3/32" x 5 1/2"
-  230 1 1/16" x 7 1/2"
-  plantation 3/4" x 5 1/2"

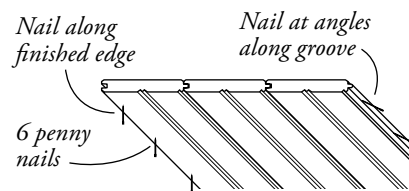
TRADITIONAL SPECIALTY BOARDS

-  WOCS007 3/4" x 3 1/2"
-  WOCS008 3/4" x 4 1/4"
-  WOCS009 3/4" x 5 1/4"
-  WOCS010 3/4" x 3 1/2"
-  SPBC4 5/8" x 3 5/16"
-  SPBC6 2 3/32" x 5 1/2"
-  SPBC8 2 3/32" x 7 1/4"
-  WORS 3/4" x 5 1/2"
-  WOTG 2 3/32" x 5 1/2"
-  WOBC6 3/4" x 5 3/8"

INSTALLATION SIMPLIFIED*:

8% 14%
 INT/EXT  Be sure to acclimate material to the environment.¹ Exterior in-use moisture content is approx 14%. Interior in-use moisture content is approx 8%.

 1 To learn more about moisture content & wood movement, visit the link: WindsorONE.com/moisturecontrol. Also check with your regional area for recommended approx moisture content.



Don't forget to stagger joints!

*SEE FULL INSTALLATION INSTRUCTIONS. WindsorONE+ should be stored, installed, handled & maintained correctly for the best performance. For complete installation guidelines & the WindsorONE+ protected warranty, visit www.WindsorONE.com or call 888.229.7900.






1.



2.




3.



4.



5.



6.

PRECISION 16' TONGUE & GROOVE BOARDS

1. **WAINSCOTING & DOOR COVER** *feat. WindsorONE Classical Craftsman Mouldings by Streamline Builders in CA*
 2. **PORCH LID WITH BEAMS** *by Joe Denman Carpentry for Baker Barn & Restoration in PA*
 3. **COFFERED CEILING WITH BEADED CEILING & WALL SKINNING ON BUILT-INS** *by Custom Touch Carpentry in MA*
 4. **CEILING LID WITH SKYLIGHT DETAIL** *by TS Inc. in CA*
 5. **ALONG AN ARCH** *by Curry Construction in MD*
 6. **EXTERIOR SOFFIT DETAIL** *by Holland Construction in CA*
-