
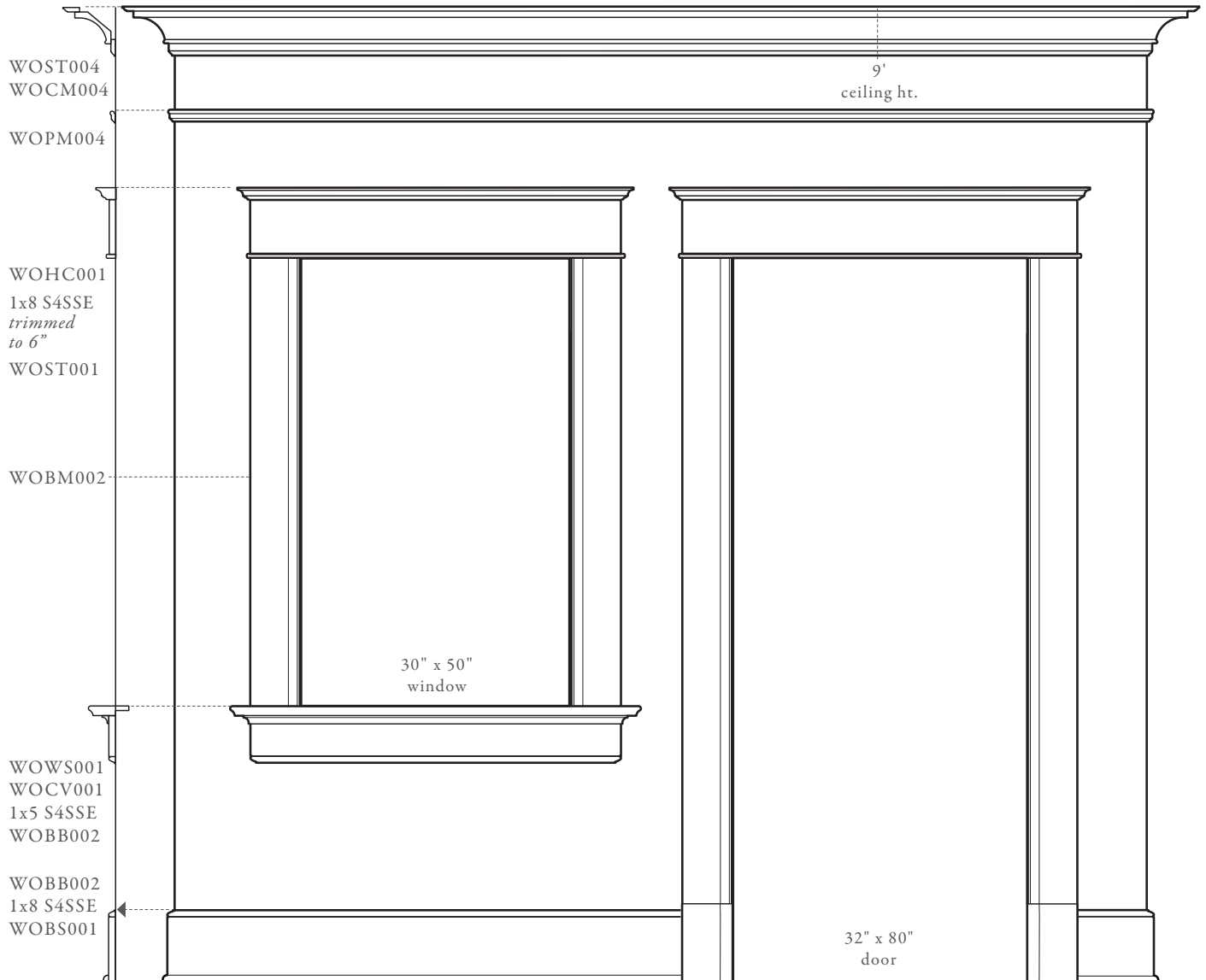




# GRAND FRIEZE & CAP

Ref. no. WOGRK005

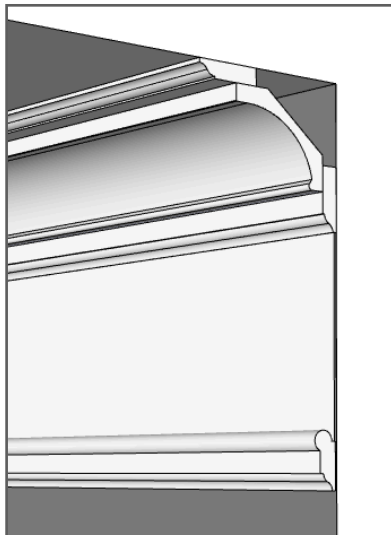
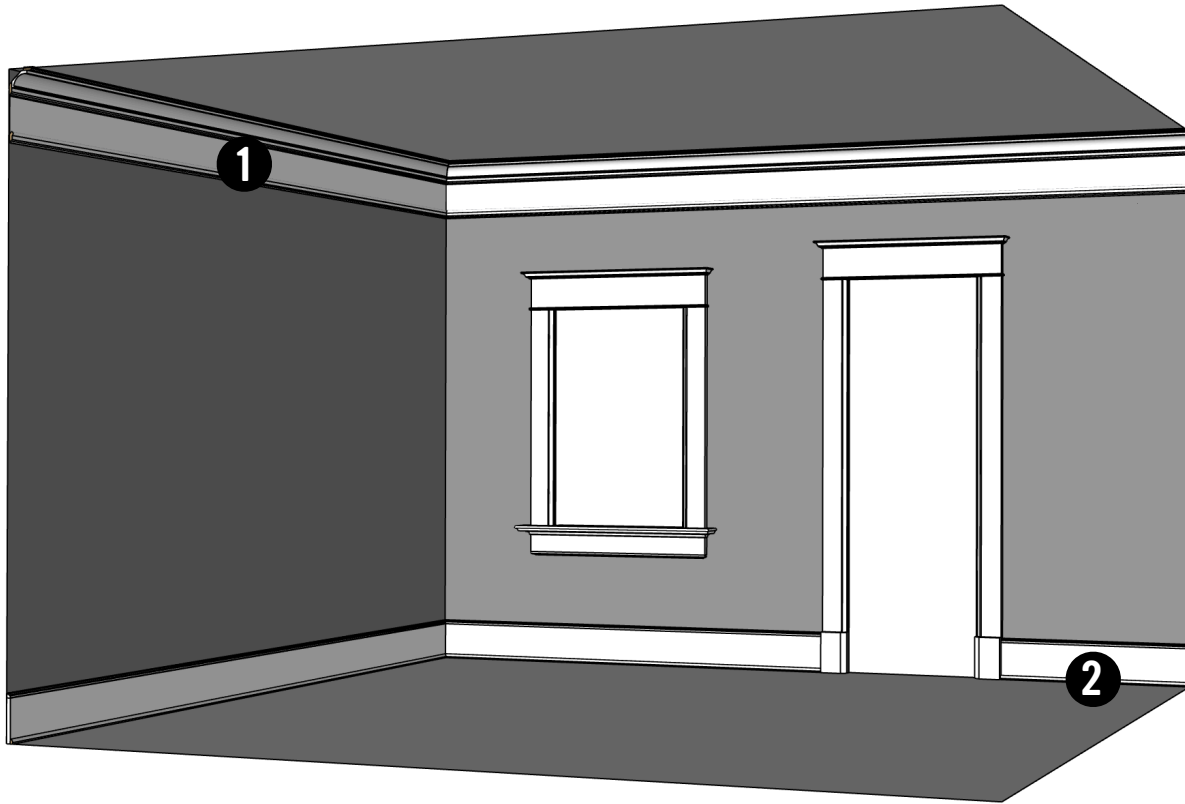
*Note, this installation requires advanced carpentry skills.*



|  |              |           |  |               |  |
|--|--------------|-----------|--|---------------|--|
|  | STOP MOLDING | WOST004   |  | COVE          | WOCV001  |
|  | CROWN        | WOCM004   |  | APRON         | 1x5 S4SSE  |
|  | PICTURE MOLD | WOPM004   |  | BAND MOLDING  | WOBB002  |
|  | CAP          | WOHC001   |  | BASE          | 1x8 S4SSE  |
|  | FRIEZE       | 1x8 S4SSE |  | BASE SHOE     | WOBS001  |
|  | STOP MOLDING | WOST001   |  | CUSTOM PLINTH | 1x6 S4SSE (8-1/4" length)<br>with corner trimmed, backed with same<br>size S4S. (Without base shoe, 5/4x6 piece<br>would work for the plinth block.) |
|  | CASING       | WOBM002   |  |               |  |
|  | WINDOW STOOL | WOWS001   |  |               |  |

**WI WINDSORONE**  
**GRAND FRIEZE & CAP**

*Selected Details, Ref. No. WOGRK005*



**1**  
**CORNICE**



WOST004

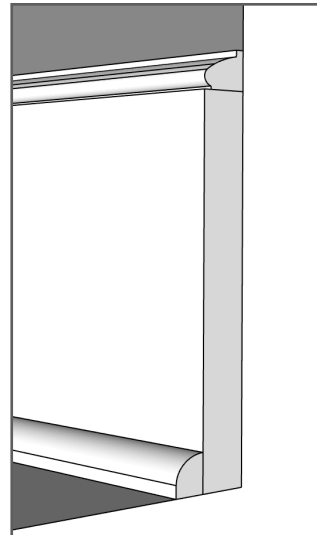


WOCM004

Painted frieze,  
 typically 6"-8"



WOPM004



**2**  
**BASE**



WOBB002




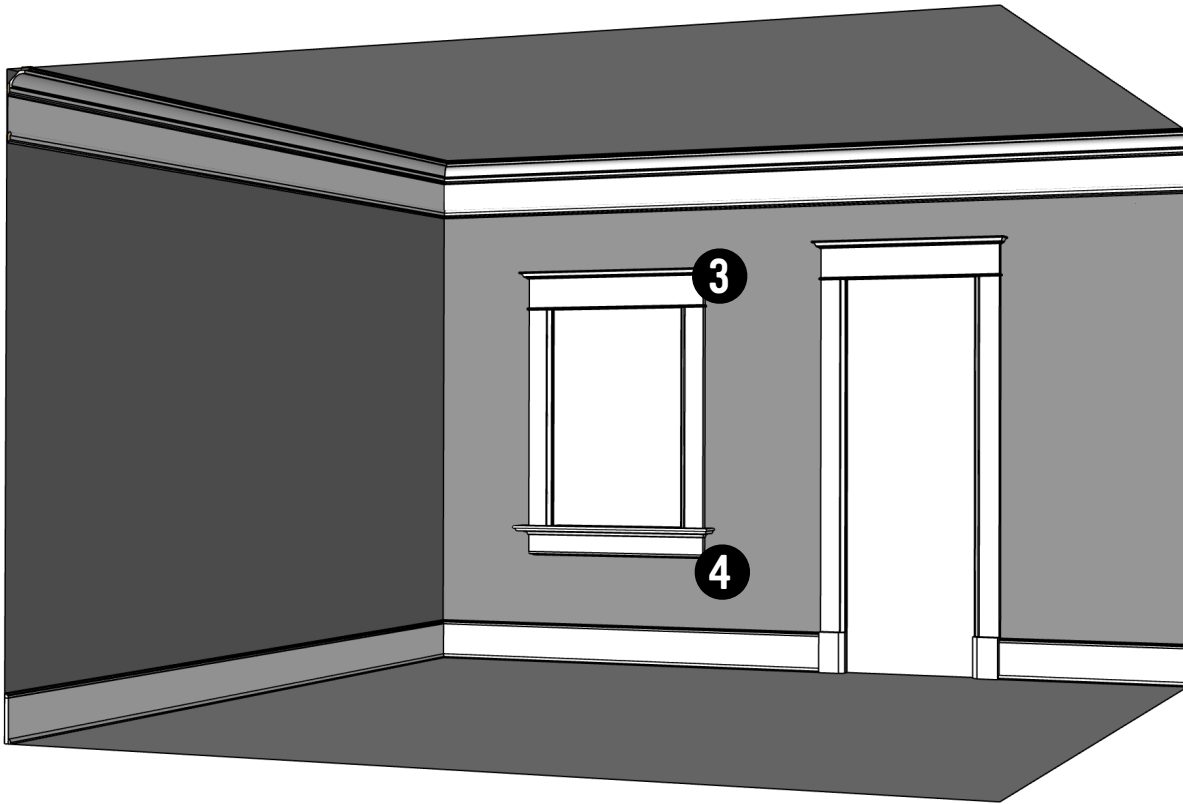
1x8 S4SSE



WOBS001

**WI WINDSORONE**  
**GRAND FRIEZE & CAP**

*Selected Details, Ref. No. WOGRK005*



**3**  
**HEADER  
 BUILDUP**



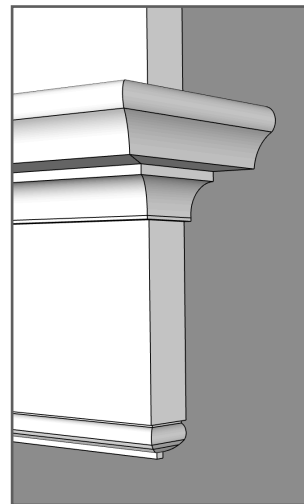
WOHC001



1x8 S4SSE  
 trimmed to 6"



WOST001



**4**  
**STOOL  
 BUILDUP**



WOWS001



WOCV001



1x5 S4SSE

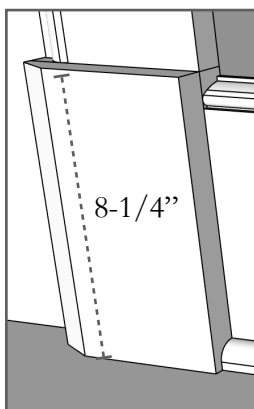
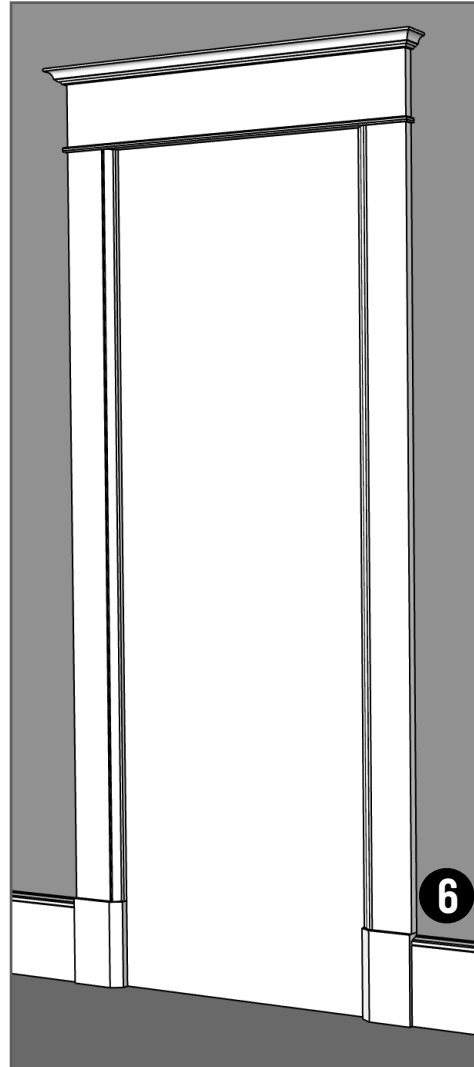
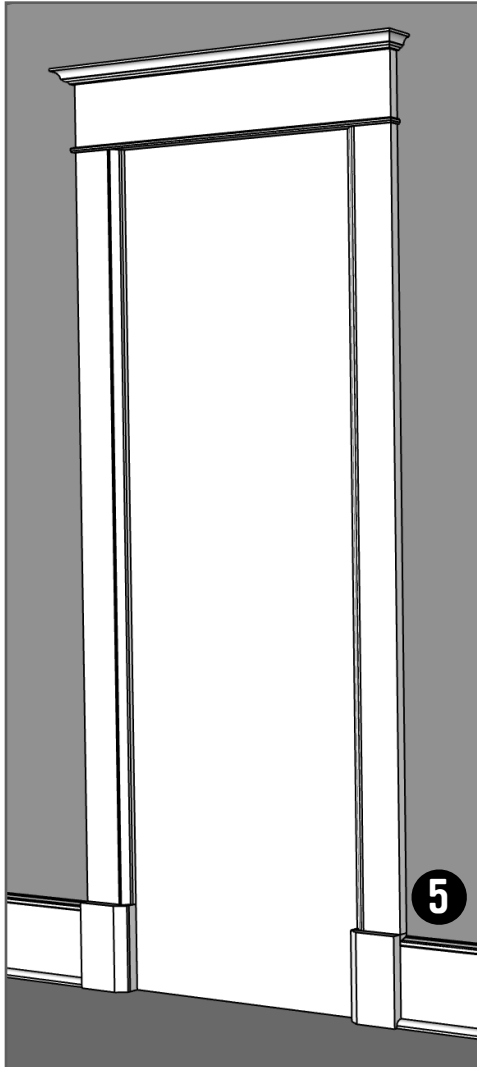


WOBB001




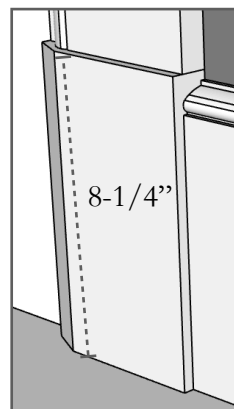
# GRAND FRIEZE & CAP

*Selected Details, Ref. No. WOGRK005*




## 5 PLINTH BLOCK (1)

  
1x6 S4SSE  
(8-1/4" length) with  
corner trimmed, backed  
with same size S4SSE.\*



## 6 PLINTH BLOCK (2)

  
5/4x6 S4SSE  
will suffice when  
base only projects  
3/4"  
(8-1/4" length)