













— a whole-room concept —

CLASSICAL CRAFTSMAN

CLEAN,
SIMPLE, BOLD



| | | | | | | | | | | |
|---|---|---|---|---|---|---|---|---|---|---|
|  |  |  |  |  |  |  |  |  |  |  |
| BASE SHOE | BASE | PLINTH | APRON | COVE | STOOL | CASING | HEADER CAP | STOP | PICTURE | CROWN |
| 1/2" x 3/4" | 3/4" x 7 1/4" | 1 3/8" x 8" | 3/4" x 3 9/16" | 3/4" x 7/8" | 1 1/16" x 4 1/4" | 3/4" x 4 1/4" | 1 5/16" x 2 1/4" | 7/16" x 1 1/16" | 3/4" x 1 3/4" | 3/4" x 4 9/16" |
| WOBS001 | WOBM003 | WOPB001 | WOCSS004 | WOCV001 | WOWS002 | WOCSS003 | WOHC001 | WOST001 | WOPM004 | WOCM005 |

HISTORICAL BACKGROUND: 1900-1930

The Classical Craftsman Style is inspired by the Arts and Crafts, Bungalow and Prairie movements. These movements

rejected Victorian era excesses and embraced the desire to emphasize "man-made" over "machine-made" materials.



cornice buildup:
WOCM005
WOPM004



beader
frieze buildup:
WOHC001
1x5 S4SSE
WOST001



stool buildup:
WOWS002
WOCV001
WOCS004



base buildup:
WOBM003
W OBS001



plinth buildup:
WOCS003
WOPB001