



S1S2E TRIM BOARDS






◆ PROTECTED

*(for interior & exterior use only)
with a 30yr warranty*

REVERSIBLE ROUGH SAWN
ON ONE SIDE, SMOOTH ON
OTHERS WITH EASED EDGES

All S1S2E products are protected with a 30-year warranty against rot, insects and mold. Durable for the exterior, healthy for the interior.

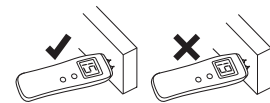
AVAILABLE SIZES:

16'	20'	30'	Year warranty* on +Protected boards
.	.	1x2	
.	.	1x3	
.	.	1x4	
.	.	1x6	
.	.	1x8	
.	.	1x10	
.	.	1x12	
.	.	5/4 x3	
.	.	5/4 x4	
.	.	5/4 x6	
.	.	5/4 x8	
.	.	5/4 x10	
.	.	5/4 x12	
.	.	8/4 x2	
.	.	8/4 x4	
.	.	8/4 x6	
.	.	8/4 x8	
.	.	8/4 x10	
.	.	8/4 x12	

INSTALLATION SIMPLIFIED*:



Prime ALL cuts (even butt joints and miters, unless using exterior grade glue).



Do not install trim boards that have a moisture content over 18%. (For interior use, boards must be acclimated).



Maintain clearances of 6" 2" & 1/4."

***SEE FULL INSTALLATION INSTRUCTIONS.**

WindsorONE+ should be stored, installed, handled & maintained correctly for the best performance. For complete installation guidelines & the WindsorONE+ protected warranty, visit WindsorONE.com or call 888.229.7900.





1.



2.



3.



4.



5.



6.

S1S2E TRIM BOARDS: REVERSIBLE ROUGH/SMOOTH FACE

1. SOFFIT & RAKE BOARD *jobsite photo from the WindsorONE archive*
 2. LARGE SCALE PORCH TRIM *jobsite photo from the WindsorONE archive*
 3. PORCH LID & VERTICAL BANDING *by Jeffrey J. Masters Construction in HI*
 4. ROUGH SAWN CORNER BOARD & CASING *matching natural textures by Streamline Builders in CA*
 5. FAÇADE TRIMMED IN S1S2E *by Streamline Builders in CA*
 6. BOLD BAND BOARDS *jobsite photo from the WindsorONE archive*
-

Note above are examples applicable to both S1S2E & S4SSE Trim Boards

 **WindsorONE** For a complete list of the WindsorONE+ Protected Boards, please visit www.WindsorONE.com